

# Additional information for Kindergarten Readiness!



Alongside the summer packet we are providing, here are a few more suggestions for getting ready for kindergarten!

- \*Practice tying shoes, buttoning pants, and putting on jackets.
- \*Practice using the bathroom and washing hands independently.
- \*Practice what to say when they aren't feeling well. (Sometimes our students aren't sure how to tell us they aren't feeling well. Encourage them to share with us if their belly feels gross or their head or throats hurt. Usually we can tell, but having them communicate any ailment always helps us to help them feel better quicker!
- \*Practice blowing their nose. This isn't usually something that is troubling in the Fall, but more so as the winter months approach.

Love,

Mrs. Barnhard & Mrs. Bedekovich

# 10 WAYS TO PREPARE YOUR CHILD FOR KINDERGARTEN

1. Read to them every day.
2. Work on fine motor skills with playdoh, Legos, sand, etc.
3. Practice writing their name with the first letter capitalized.
4. Learn to follow 2 step directions.
5. Use good manners!
6. Learn social skills such as sharing, taking turns, asking for things they want, etc
7. Help children take responsibility such as cleaning up their messes, getting dressed, etc
8. Build self esteem by allowing children to struggle and overcome obstacles!
9. Teach them to be problem solvers.
10. HAVE FUN AND LET THEM BE KIDS!




# Summer Break Review

Eight Weeks of  
Literacy and  
Math Activities  
for Young  
Learners

This packet belongs to:

---



# A Note to Families


Summer break is a wonderful time for students, however there is always a certain amount of regression that occurs over extended breaks from school.

Completing the Summer Break Review activities will help offset some of this regression.

In this packet you will find:

- \*Two calendars with suggested literacy and math activities
- \*Letter tiles to cut apart and save for suggested activities.
- \*Sight word cards to cut apart and save for suggested activities.
- \*Number tiles to cut apart and save for suggested activities.

As you will see on the calendar, reading with your student everyday is important. Make it fun and enjoyable. Maybe even check with your local library for summer reading programs that offer further encouragement and incentives for summer reading.



## Tips

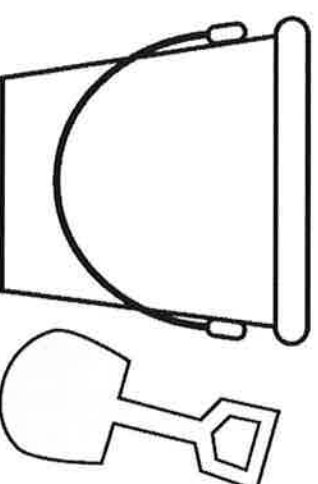
\*If your student does not already know the sight words, start out with 10 of them and add another 10 each week, until all 50 words are part of the sight word practice time.

\*If your child has already mastered this set of 50 words, search the internet for a list of Frye words. The Frye list is where the attached sight words came from.


\*Some additional skills, not included in this packet, but would benefit students is work with color words and number words.

\*As far as organizing materials, put each set of number tiles and letter tiles in their own plastic bag. (For example: Put all of the upper case letters in one bag. Put all of the lower case letters in another bag. And so on...)

\*Doing a little something each day is a great way to maintain all of the gains your child accomplished this past school year.





# Summer Break Review



Weeks 1-4

| Monday   | Tuesday  | Wednesday  | Thursday  | Friday  |
|--|--|--|---|---|
| <ul style="list-style-type: none"> <li>*Listen to or read a story.</li> <li>*Put the upper case letter tiles in ABC order.</li> </ul>  | <ul style="list-style-type: none"> <li>*Listen to or read a story.</li> <li>*Practice sight words.</li> <li>*Orally count by 1's to 50.</li> </ul>                           | <ul style="list-style-type: none"> <li>*Listen to or read a story.</li> <li>*Practice sight words.</li> <li>*Put the lower case letters in ABC order.</li> </ul>   | <ul style="list-style-type: none"> <li>*Listen to or read a story.</li> <li>*Practice sight words.</li> <li>*Orally count by 1's from 51-100.</li> </ul>                      | <ul style="list-style-type: none"> <li>*Listen to or read a story.</li> <li>*Practice sight words.</li> </ul>   |
| <ul style="list-style-type: none"> <li>*Listen to or read a story.</li> <li>*Practice sight words.</li> <li>*Orally, count by 5's to 100 and by 10's to 100.</li> </ul>                    | <ul style="list-style-type: none"> <li>*Listen to or read a story.</li> <li>*Match upper case and lower case letters together and put them in ABC order.</li> </ul>          | <ul style="list-style-type: none"> <li>*Listen to or read a story.</li> <li>*On a piece of paper, student will write and complete the sentence "I like ..."; then illustrate it.</li> </ul>                      | <ul style="list-style-type: none"> <li>*Listen to or read a story.</li> <li>*Practice sight words.</li> <li>*Put the number tiles in order counting by 5's to 100.</li> </ul> | <ul style="list-style-type: none"> <li>*Listen to or read a story.</li> <li>*Practice sight words.</li> </ul>   |
| <ul style="list-style-type: none"> <li>*Listen to or read a story.</li> <li>*On a piece of paper, student will write and complete the sentence "I can ..."; then illustrate it.</li> </ul> | <ul style="list-style-type: none"> <li>*Listen to or read a story.</li> <li>*Practice sight words.</li> <li>*Put the number tiles in order, counting by 1's to 25</li> </ul> | <ul style="list-style-type: none"> <li>*Listen to or read a story.</li> <li>*Use the upper case letter tiles, say the name of the letter, the sound it makes, and a word that starts with that letter</li> </ul> | <ul style="list-style-type: none"> <li>*Listen to or read a story.</li> <li>*Practice sight words.</li> <li>*Orally, count backward from 20 (5 times)</li> </ul>              | <ul style="list-style-type: none"> <li>*Listen to or read a story.</li> <li>*Practice sight words.</li> <li>*Place the number tiles in order counting backward from 20 to 1.</li> </ul> |

# Summer Break Review



## Weeks 5-8

| Monday   | Tuesday  | Wednesday   | Thursday   | Friday   |
|--|--|---|--|--|
| <p>*Listen to or read a story.</p> <p>*Use the letter tiles to make and read words in the -at family (ex: cat &amp; sat)</p>                             | <p>*Listen to or read a story.</p> <p>*Practice sight words.</p> <p>*Orally count by 1's to 75</p>   | <p>*Listen to or read a story</p> <p>*On a piece of paper, student will write and complete the sentence "I love ...", then illustrate it.</p>                                     | <p>*Listen to or read a story.</p> <p>*Practice sight words.</p> <p>*Put the number tiles in order counting by 5's to 100 and counting by 10's to 100.</p>   | <p>*Listen to or read a story.</p> <p>*Practice sight words.</p> |
| <p>*Listen to or read a story</p> <p>*Use the letter tiles to make and read words in the -at family and the -ap family (ex: cat, sat &amp; map, lap)</p> | <p>*Listen to or read a story.</p> <p>*Practice sight words.</p> <p>*Orally count by 1's to 100.</p>   | <p>*Listen to or read a story.</p> <p>*Practice sight words.</p> <p>*On a piece of paper, student will write and complete the sentence "Yesterday I ...", then illustrate it.</p> | <p>*Listen to or read a story.</p> <p>*Practice sight words.</p> <p>*Use the number tiles 5-100, pull 2 tiles out and have the student identify which tile is greater. Do this until all tiles are used.</p> | <p>*Listen to or read a story.</p> <p>*Practice sight words.</p> |
| <p>*Listen to or read a story.</p> <p>*On a piece of paper, write all of the lower case letters in the alphabet.</p>                                     | <p>*Listen to or read a story.</p> <p>*Practice sight words.</p> <p>*On a piece of paper, write all of the upper case letters in the alphabet.</p> | <p>*Listen to or read a story</p> <p>*Use the upper &amp; lower letter tiles, say the name of the letter, the sound it makes, and a word that starts with that letter</p>         | <p>*Listen to or read a story.</p> <p>*Practice sight words.</p> <p>*Orally, count by 5's to 100, by 10's to 100, and backward from 20.</p>  | <p>*Listen to or read a story</p> <p>*Practice sight words</p>   |

upper case letter tiles

|   |   |   |   |   |   |
|---|---|---|---|---|---|
| A | B | C | D | E | F |
| G | H | I | J | K | L |
| M | N | O | P | Q | R |
| S | T | U | V | W | X |
| Y | Z |   |   |   |   |

lower case letter tiles

a

b

c

d

e

f

g

h

i

j

k

l

m

n

o

p

q

r

s

t

u

v

w

x

y

z



sight words-set 1

the

of

and

a

to

in

is

you

that

it

he

was

sight words-set 1

for

on

are

as

with

his

they

I

at

be

this

have

from

or

one

had

by

words

but

not

what

all

were

we

sight words-set 2

when

your

can

said

there

use

an

each

which

she

do

how

sight words-set 2

their if

number tiles-counting by 10's to 100

|    |    |    |    |     |
|----|----|----|----|-----|
| 10 | 20 | 30 | 40 | 50  |
| 60 | 70 | 80 | 90 | 100 |

number tiles-counting by 5's to 100

|    |    |    |    |     |
|----|----|----|----|-----|
| 5  | 10 | 15 | 20 | 25  |
| 30 | 35 | 40 | 45 | 50  |
| 55 | 60 | 65 | 70 | 75  |
| 80 | 85 | 90 | 95 | 100 |

number tiles-counting by 1's to 25

|    |    |    |    |    |    |    |
|----|----|----|----|----|----|----|
| 1  | 2  | 3  | 4  | 5  | 6  | 7  |
| 8  | 9  | 10 | 11 | 12 | 13 | 14 |
| 15 | 16 | 17 | 18 | 19 | 20 | 21 |
| 22 | 23 | 24 | 25 |    |    |    |